



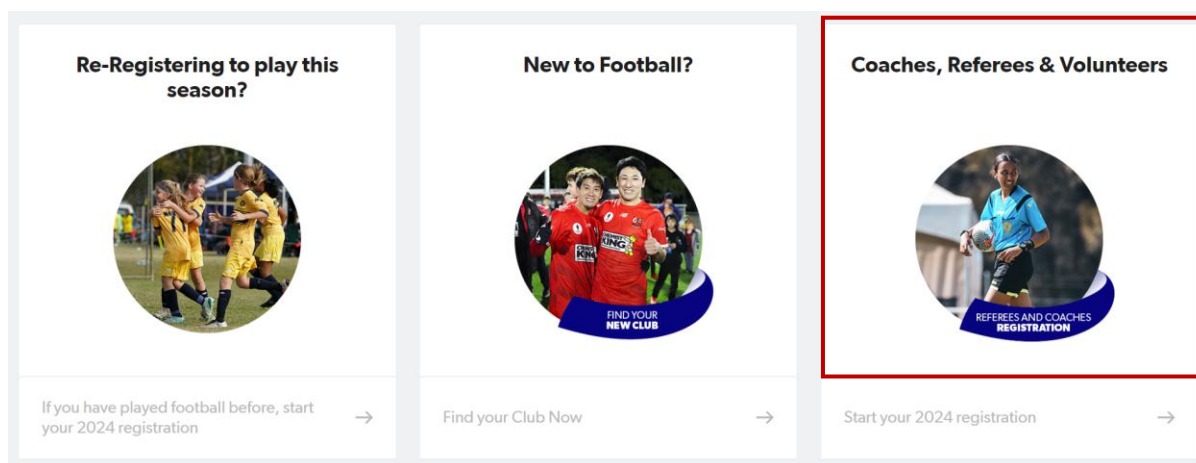
**Football House**  
Unit 2/3 Phipps Close  
Deakin ACT 2600  
PO Box 50 Curtin ACT 2605  
T +61 2 6260 4000  
[info@capitalfootball.com.au](mailto:info@capitalfootball.com.au)  
ABN: 16 413 452 268

## INSTRUCTIONS FOR GAME LEADERS

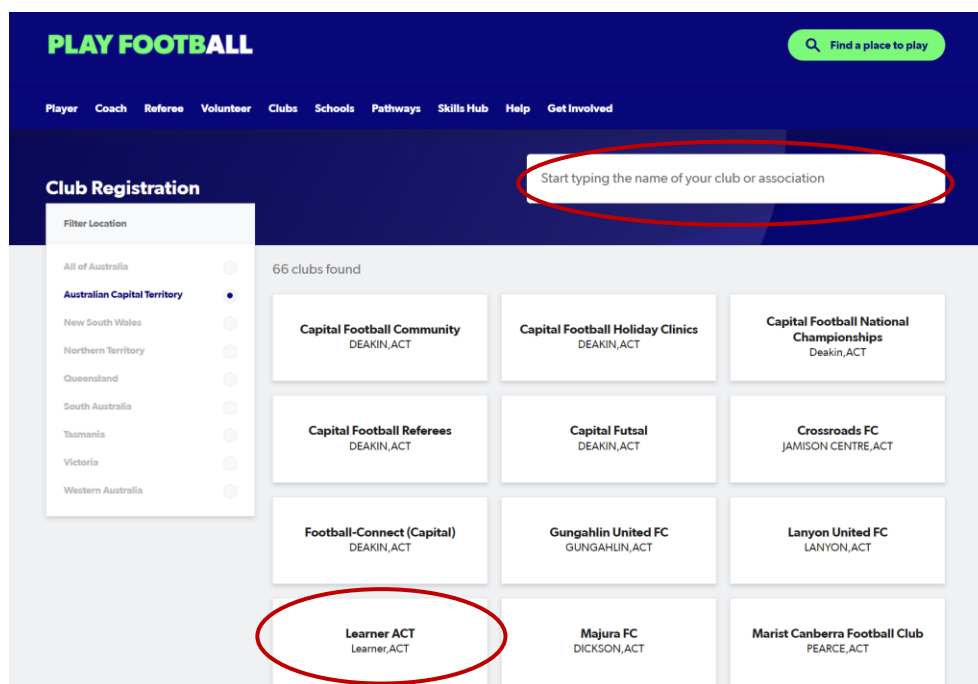
### ENROLLING IN GAME LEADER COURSE

If you encounter any issues during registration, please contact [support@playfootball.com.au](mailto:support@playfootball.com.au) for assistance

1. Go to [PlayFootball](#), click on 'Coaches, Referees and Volunteers'



2. Click on 'Learner ACT' (page 3 of ACT Football Clubs, or use search bar)

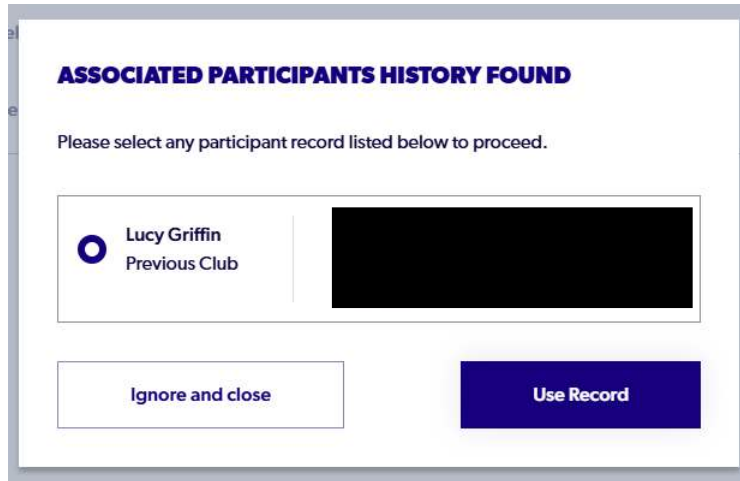


- You will be directed to the **new** PlayFootball login page – use your existing details, check the boxes and select ‘Sign In’

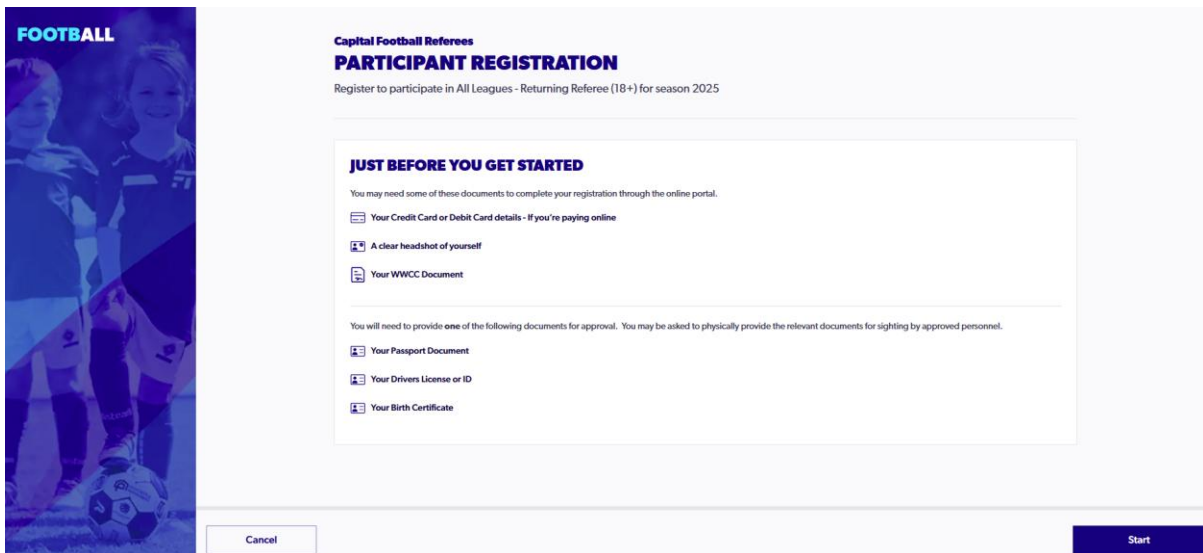
- Select ‘Details’ for the Learner Registration - Referee product, and then select ‘Register’ on the next page.

- Choose if you are registering yourself or someone else associated with your account. You should get a popup with your previous details, select ‘Use Record’.





- Ensure you have all documents ready for registration, this includes a WWVP card (from [Access Canberra](#)) for participants aged 16 and older. You will need to have a volunteer check at a minimum.



- Follow the prompts, ensuring that the steps on the left of the screen show green ticks. **No tick means there is required information missing** – you will need to go back to the step with missing information.

8. If aged 16 and older, enter WWVP details – *you will not be able to register without a WWVP card*
  - a. Enter the issue date as five years before the expiry date

**FOOTBALL**  
PARTICIPANT REGISTRATION

Step 1 Participant Details   
Step 2 Contact Details   
Step 3 Regulation Details   
Step 4 Additional Questions   
Step 5 Verify Identity   
Step 6 Review   
Step 7 Payment

**CAPITAL FOOTBALL REFEREES**  
**REGULATION DETAILS**  
Register to participate in All Leagues - Returning Referee (18+) for season 2025

**DO YOU HAVE A WORKING WITH CHILDREN CHECK (WWCC)?**  
For this registration you require a WWCC in the state of ACT. This can be added later.

Yes, I do  
 No, I don't

Your Working with Child Check File Name: wwcc-1738716837973.jpeg

Enter your working with children check details:

Select a state: Australian Capital Territory  
Document Type: WWCC  
Type of Check: Paid: Employee

9. Finalise your details and submit – there is no fee for this registration  
**Registrations for referees under 16 will go to Football Australia for WWVP exemption approval.**

10. Once approved, gain access to Learning Management System – [learn.footballaustralia.com.au](http://learn.footballaustralia.com.au)

11. Click on 'Learner (Football Account)' and login using PlayFootball details



**NOTE:** If 'Multiple registrations against account' error appears on login (see below), please email the Learning Centre Team ([learningcentre@footballaustralia.com.au](mailto:learningcentre@footballaustralia.com.au)) with FFA numbers and they will organise access



12. Select 'Training Library' from left hand side



13. Go to 'Referee Community' and select 'View Courses'

### Course Categories

A grid of eight course category cards. The first row contains four cards: 'Coaching', 'PFA Coaching', 'Coaching - Goalkeeping', and 'Coaching - Futsal'. The second row contains four cards: 'Referee Community' (highlighted with a red border), 'Referee Talent - Emerging', 'Referee Talent - Advanced', and 'Referee - Futsal'. Each card features a representative image, the category name, a dropdown arrow, and a 'VIEW COURSES' button.

14. Enrol and complete the 'Laws of the Game' course

### Courses in Referee Community

A grid of five course cards. The first card, 'Laws of the Game', is highlighted with a red border. The second card is 'Game Leader'. The third and fifth cards are marked 'COMING SOON'. The fourth card is 'Junior Football Match Official (Level 4)'. Each card includes a title, a brief description, the provider 'Football Australia', and an enrollment button ('ENROL', 'ENROL VIA EVENT', or 'COMING SOON').



15. Once done, enrol in the Game Leader course by going to back to the 'Referee Community' courses page and selecting 'Enrol via Event' under 'Game Leader'

### Courses in Referee Community

The screenshot displays five course cards under the heading "Courses in Referee Community". Each card features a "COMMUNITY" banner with a photo of participants. The "Game Leader" card is highlighted with a red border and includes a yellow button labeled "ENROL VIA EVENT". The other cards have "ENROL" or "COMING SOON" buttons.

16. Select the Training Event that you wish to attend and register

### Training Event

The screenshot shows the "Training Event" interface. At the top, there are search filters for "Member Associations", "Location", and "Courses". Below these are toggle switches for "My Enrolled Events", "My Waitlisted Events", and "Events With Positions Available". A calendar for "April 2024" is displayed, with two event cards circled in red: one on April 1st and another on April 19th, both for "10p Capital Football Game Leader".